



FOSC 400

Fiber Optic Splice Closures

The FOSC name is synonymous with excellence in sealing, fiber management, ease of use and design flexibility. The original FOSC 100 was introduced in 1986 and has held a leadership position since that time.

FOSC closures are engineered specially for fiber-optic applications. They are not modified copper closures and the difference shows. FOSC clients ask for and get the highest quality standards.

tyco

Electronics

Raychem

FOSC 400



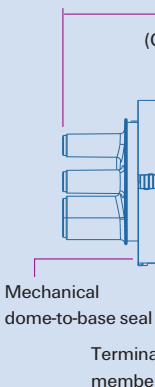
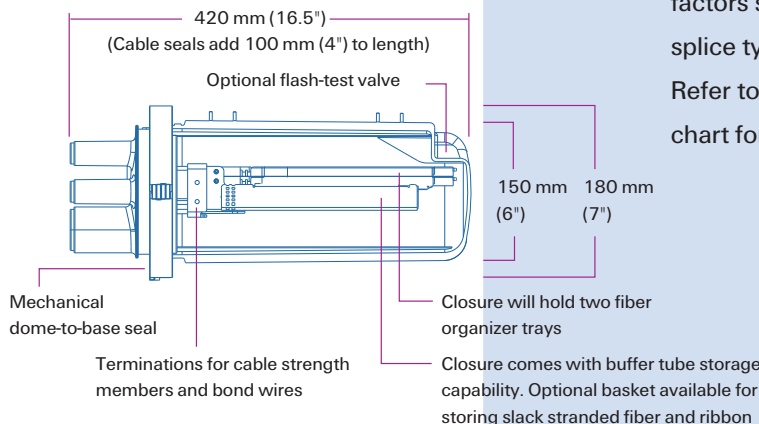
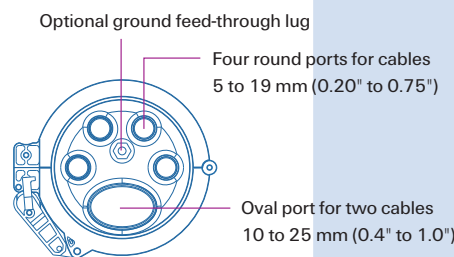
FOSC 400 closures combine proven fiber management hardware from the earlier FOSC 100 closures, with a completely new sealing system. Base-to-dome seals on FOSC 400 are mechanical for ease of installation and re-entry. Cable seals feature a new Raychem heat-shrink sleeve and hot melt adhesive system that is installed with a hot-air gun. Common materials, accessories and practices are used throughout the product line to simplify training, reduce inventory and enhance productivity.

FOSC 400 fiber-optic splice closures are available in three sizes: the FOSC 400 A, FOSC 400 B and FOSC 400 D. All sizes are designed for use with any cable construction (loose buffer tube, central core tube, loose fiber, ribbon), in any environment (aerial, pedestal, buried, handhole, manhole) and for numerous splice applications (expressed, tap-off, branch and repair).

FOSC 400 A4 Closure

The FOSC 400 A4 closure is the smallest in the FOSC 400 series. It is intended for low fiber-count cable splices and "tap-off" splices. Tap-off splices are those where most of the fibers in a cable are 'expressed' uncut through the closure. Only a few fibers are cut and re-spliced to feed a building or Optical Network Unit (ONU). The FOSC 400 A4 closure comes ready to store expressed loose buffer tubes.

An optical slack storage basket is available for expressed stranded fiber and ribbon fiber. As with all FOSC 400 closures, the slack storage and splice capacity of the FOSC 400 A4 depends on factors such as cable construction, splice type and slack fiber lengths. Refer to the Closure Capabilities chart for more details.





FOSC 400 B2 and FOSC 400 B4 Closures

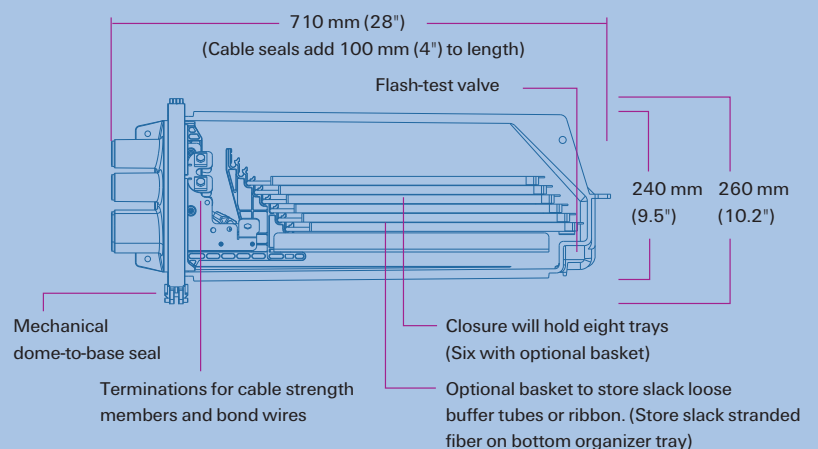
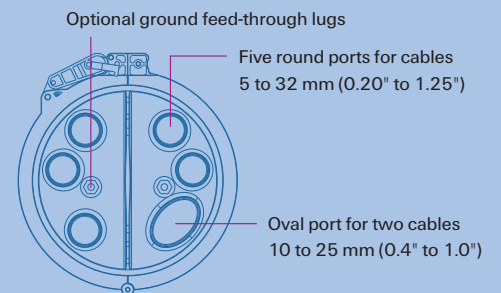
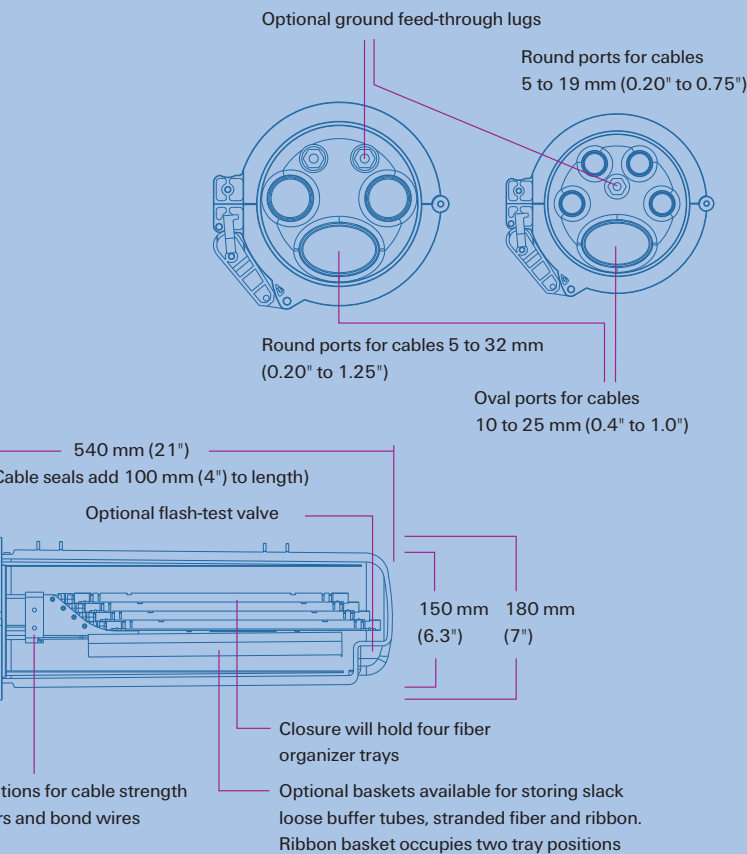
FOSC 400 B2 and FOSC 400 B4 closures are identical except for their end cable port configuration. In addition to a large oval port for the main distribution cable, the B2 closure has two large round ports for branch cable splices while the B4 closure has four small round ports for multiple drop applications.


The FOSC 400 closure cable sealing system provides a great deal of flexibility. For example, with the use of branch-off clips four small cables can be terminated in two round ports of a B2 closure.



FOSC 400 D5 Closure

The FOSC 400 D5 closure is the largest in the FOSC 400 series. It can terminate seven cables (or up to twelve cables with the use of branch-off clips), through one oval port and five large round ports. The splice capacity is 288 single mechanical, 576 single fusion or 864 mass-fusion (12) fibers. Ribbon fiber can be stored directly on the trays or in the versatile slack basket that also holds expressed or uncut loose buffer tubes.





Fiber management

The stacked fiber splice and organizer trays in FOSC 400A4, B2 and B4 closures can accommodate two different splice holders. The universal splice holder is suitable for fusion and most common mechanical splices. Up to eight splices can be stored in each S08 A-tray and twelve splices in the S12 B-tray .

The high capacity splice holder doubles the tray capacity using 45 mm fusion splice protectors (SMOUV-1120-02): sixteen splices in the S16 A-tray and twenty-four splices in the S24 A- and S24 B-tray.

The fiber splice and organizer trays in FOSC 400D5 contain interchangeable splice modules. Six splice modules are mounted in each D-tray.

The standard SM6 splice module or '6-pack' will hold six single-fusion, mechanical, or mass fusion splices. Splice modules are also available for mass mechanical splices and high density single-fusion splices.

These splice modules also fit in special organizer B-trays. Up to two splice modules can be mounted in one special B-tray.

These special B-trays can be easily

adapted in the future for splitters, connectors, etc., by inserting new splice modules.

All FOSC 400 closures have organizer trays that are hinged at one end. Any tray can be accessed without disturbing the others, kinking buffer tubes, or introducing losses.

In addition, any fiber can be spliced to any other fiber with the intertray jumper system.

Engineering flexibility and error-free access are important in today's evolving, high speed fiber networks.

Closure	Spliced Fiber Storage Capacity			Slack Storage Capacity		
	Single Fusion	Single Mechanical	Mass Fusion	Buffer Tubes	Stranded Fibers	12 Fiber Ribbons
FOSC 400 A4	48 (1)	24 (2)	24	8	96	6
FOSC 400 B2, B4	96	48	288	6	96	24
FOSC 400 D5	576	288	864	18	96	72

(1) Capacity is 24 with standard 65 mm fusion splice protectors, 48 with Raychem 45 mm SMOUV fusion splice protectors.

(2) Varies with splice type. Capacity is 24 for most commonly used mechanical splices.

Raychem NV

Diestsesteenweg 692
3010 Kessel-Lo, Belgium
Tel.: 32-16 351 011
Fax: 32-16 351 697
www.tycoelectronics.com

Tyco, Raychem and FOSC are trademarks of Tyco International.

The information given herein, including drawings, illustrations and schematics which are intended for illustration purposes only, is believed to be reliable. However, Tyco Electronics makes no warranties as to its accuracy or completeness and disclaims any liability in connection with its use. Tyco Electronics' obligations shall only be as set forth in Tyco Electronics' Standard Terms and Conditions of Sale for this product and in no case will Tyco Electronics be liable for any incidental, indirect or consequential damages arising out of the sale, resale, use or misuse of the product. Users of Tyco Electronics products should make their own evaluation to determine the suitability of each such product for the specific application.