



# 64-bit Xeon DP Workstation Board



**SUPER X6DAT-G**




**SUPER SC743T-645**

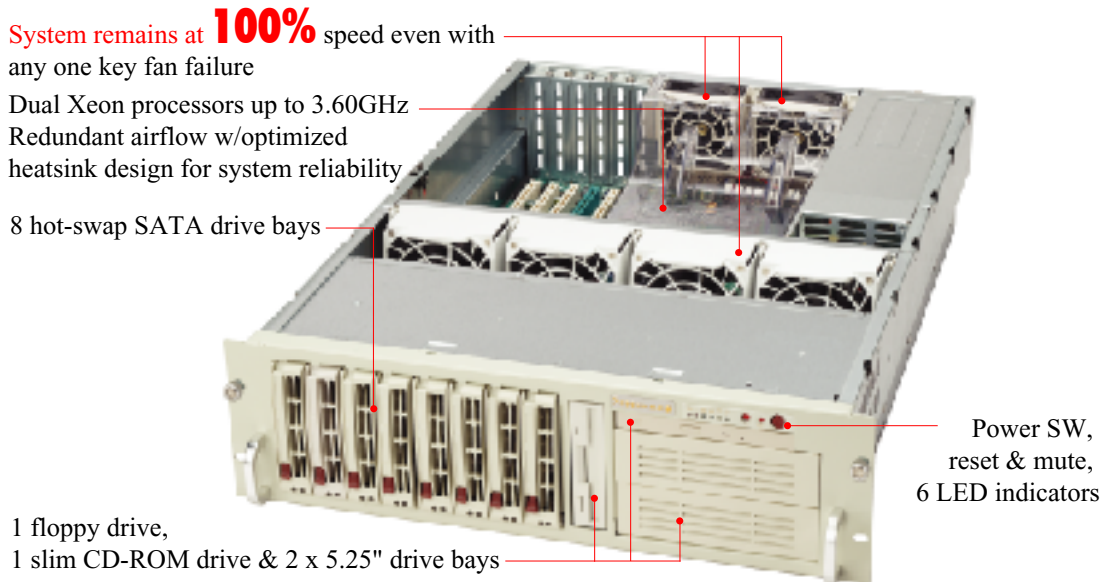
## SUPER X6DAT-G

Powered by the Intel E7525 chipset, the X6DAT-G supports the newest dual 64-bit Xeon processors up to 3.60 GHz. It also leverages the 800MHz system bus to maximize data throughput via up to 32GB of DDR memory capacity. Combined with an optimized Supermicro workstation chassis, the X6DAT-G can enable "SuperQuiet" mode to reduce its noise level to as low as an inaudible 30dB. This workstation-oriented board also supports the latest Scalable Link Interface (SLI) technology that takes advantage of dual PCI-Express x16 graphics cards bandwidth for amazing graphics performance. Dual gigabit Ethernet and IPMI 2.0 provide scalable, high-bandwidth networking and advanced system management, while the new 6-port SATA controller supplies outstanding storage capacity. The versatile X6DAT-G is an excellent choice for video server or high-end workstation solutions that is suitable for a wide range of business-critical and database applications.

# 64-bit DP Xeon SATA Serverboard



## SUPER X6DHT-G



## SUPER SC833T-R760

### SUPER X6DHT-G

The SUPER X6DHT-G serverboard incorporates leading-edge server technologies into a cost-effective SATA solution. A feature-rich design that provides outstanding performance and versatility, the SATA-integrated X6DHT-G is optimized for both high-end server and storage platforms. Based on Intel's E7520 chipset, the X6DHT-G supports 64-bit Xeon processors up to 3.60GHz with an 800MHz FSB. Its high-performance Marvell SATA controller supports up to eight SATA drives with optional RAID functionalities. Performance is maximized via eight DDR slots that support up to 32GB of memory, while the IPMI 2.0 option delivers excellent system management and control. Multiple PCI-Express slots and dual Gigabit LAN ports are included to handle hi-speed expansion and connectivity. The X6DHT-G is ideal for front-end servers in mid-sized companies and large enterprises.

\* SDDC: Single Device Data Correction  
 \*\*TM2: Thermal Monitoring

# 800FSB DP 64-bit Xeon Board

## Workstation/Server



### SUPER X6DAL-TB2

This mainstream workstation/server solution is based on Intel's E7525 chipset. This X6DAL-TB2 maximizes data throughput with its dual Xeon processors and 800MHz system bus speed. The PCI-Express x16 expansion slot is ideal for intensive graphics applications, movie rendering and other engineering applications that require a great deal of I/O bandwidth. Combined with the SC733i-645 chassis, a generous 645W power supply with Pulse Width Modulated (PWM) fan speed control ensures sufficient power and ultra-quiet operation in any environment. Optimizing the price/performance ratio, the X6DAL-TB2 utilizes Serial ATA hard drives with optional RAID 5 to achieve excellent storage performance and reliability at a reasonably low cost. Many other great features packed in this ATX powerhouse include two 64-bit PCI-X 66MHz expansion slots, up to 12GB of ECC registered DDR2 SDRAM support and dual PCI-Express Gigabit Ethernet ports.

#### Key Features:

- ✓ Dual Intel Xeon processors up to 3.60GHz
- ✓ Intel E7525 chipset
- ✓ 800MHz system bus
- ✓ 12GB ECC Reg. DDRII 400 SDRAM
- ✓ 1 PCI Express x16
- ✓ 2 PCI-X 66MHz & 2 PCI
- ✓ SATA controller supports 6 SATA connectors
- ✓ AOC-LPZCR1 or AOC-2020SA support
- ✓ Dual PCI-Express Gigabit Ethernet ports
- ✓ Up to 4 USB 2.0 ports
- ✓ TM2 & CPU thermal trip support for processor protection

## Cost-effective Serverboard



### SUPER X6DVL-EG2

Powered by the Intel E7320 chipset, the X6DVL-EG2 serverboard supports the latest dual 64-bit Xeon processors up to 3.60GHz in a very cost-effective standard ATX form factor. It also leverages the 800MHz system bus to maximize data throughput via DDR2 memory technology. This entry-level serverboard also supports two PCI-Express x4 cards and four legacy PCI cards. Dual Gigabit Ethernet and IPMI 2.0 provide scalable, high-bandwidth networking and advanced system management. The X6DVL-EG2 is an excellent choice for entry-level server solution, and for budget-minded companies who want to leverage its high-end server features such as PCI-Express and DDR2 technology.

#### Key Features:

- ✓ Dual Intel Xeon processors up to 3.60GHz
- ✓ Intel E7320 chipset
- ✓ 800 MHz system bus
- ✓ 8GB ECC Reg. DDRII 400 SDRAM
- ✓ 2 PCI Express x4 (using x8 slot)
- ✓ 1 PCI 66MHz & 3 PCI
- ✓ ATI Rage XL 8MB PCI graphics
- ✓ Up to 4 USB 2.0 ports
- ✓ Dual Gigabit Ethernet ports
- ✓ TM2 & CPU thermal trip support for processor protection



Model	SC813S-500/500C	SC813T-500/500C	SC813MS/MT-420C	SC813MS/MT-300C
Form Factor	1U	1U	1U	1U
CPU Support	Dual Xeon	Dual Xeon	Dual Xeon	Single P4
Max. Mainboard Size	ATX 12" x 13"	ATX 12" x 13"	ATX 12" x 10"	ATX 12" x 10"
Expansion Slots	2/1	2/1	1	1
HD Bays	4 x 1" hotswap SCA (SAF-TE compliant)	4 x 1" hotswap SATA	SC813MS420C: 4 x 1" hotswap SCA (SAF-TE compliant) SC813MT420C: 4 x 1" hotswap SATA	SC813MS300C: 4 x 1" hotswap SCA (SAF-TE compliant) SC813MT300C: 4 x 1" hotswap SATA
Front Side USB Ports/ COM Port	Option/Option	Option/Option	Yes/Yes	Yes/Yes
Floppy/ CD-ROM	Yes/Yes	Yes/Yes	Option/Option	Option/Option
Power Supply	500W cold-swap/I <sup>2</sup> C builtin	500W cold swap/I <sup>2</sup> C builtin	420W	300W
Cooling System	2 x 10cm blowers	2 x 10cm blowers	4 x 4cm high performance fans	3 x 4cm high performance fans
Dimensions (W xHxD)	17.2" x 1.7" x 25.6"	17.2" x 1.7" x 25.6"	17.2" x 1.7" x 19.85"	17.2" x 1.7" x 19.85"
Gross Weight	36 lbs	36 lbs	31 lbs	31 lbs
Optional Kits	Riser card(s)	Riser card(s)	Slim CD-ROM, floppy, riser card	Slim CD-ROM, floppy, riser card




Model	SC812S-500*2/420	SC812i-420	SC812S-400/400C	SC812i-400/400C
Form Factor	1U	1U	1U	1U
CPU Support	Dual Xeon	Dual Xeon	Dual Xeon	Dual Xeon
Max. Mainboard Size	ATX 12" x 13"	ATX 12" x 13"	ATX 12" x 13"	ATX 12" x 13"
Expansion Slots	2	2	2/1	2/1
HD Bays	3 x 1" hotswap SCA (SAF-TE compliant)	3 x 3.5" fixed	3 x 1" hotswap SCA (SAF-TE compliant)	3 x 3.5" fixed
Front Side USB Ports/ COM Port	Yes/Yes	Yes/Yes	Yes/Yes	Yes/Yes
Floppy/ CD-ROM	Option/Option	Option/Option	Yes/Yes	Option/Option
Power Supply	SC812S-500: 500W cold-swap/I <sup>2</sup> C builtin SC812S-420: 420W	420W	400W cold-swap	400W cold-swap
Cooling System	2 x 10cm blowers	2 x 10cm blowers	2 x 10cm blowers	2 x 10cm blowers
Dimensions (W xHxD)	16.8" x 1.7" x 25.6"	16.8" x 1.7" x 25.6"	16.8" x 1.7" x 25.6"	16.8" x 1.7" x 25.6"
Gross Weight	36/34 lbs	34 lbs	35 lbs	35 lbs
Optional Kits	Riser card(s), slim CD, floppy	Riser card(s), slim CD, floppy	Riser card(s), slim CD, floppy	Riser card(s), slim CD, floppy

\*2 For OEM only



Model	SC812L-420/420C	SC812L-350/350C	SC513L-420/260	SC512C/L, C/L-260
Form Factor	1U	1U	Mini 1U	Mini 1U
CPU Support	Dual Xeon	Dual Xeon	Dual Xeon (SC513L420), single P4	Single P4
Max. Mainboard Size	ATX 12" x 13"	ATX 12" x 13"	ATX 12" x 10" / ATX 12" x 9.5"	ATX 12" x 9.7"
Expansion Slots	2/1	2/1	1	1
HD Bays	3 x 3.5" fixed	3 x 3.5 fixed	SC513L420: 2 x 2.5" fixed SC513L260: 2 x 2.5" option or 1 x 3.5" fixed	SC512C & C-260: 1 x 3.5" fixed SC513L & L260: 2 x 3.5" fixed
Front Side USB Ports/ COM Port	N/A	N/A	Yes/Yes	Yes/_ (SC512C & C-260 only)
Floppy/ CD-ROM	N/A	N/A	N/A	Yes/Yes (SC512C & C-260 only)
Power Supply	420W	350W	420W / 260W	200W, 260W
Cooling System	2 x 10cm blowers	2 x 10cm blower fans	3 x 4cm counter-rotating fans/ 1 x 10cm heavy duty blower fan	1 x 10cm blower
Dimensions (W xHxD)	16.8" x 1.7" x 25.6"	16.8" x 1.7" x 25.6"	16.8" x 1.7" x 14"	16.8" x 1.7" x 14.1"
Gross Weight	34 lbs	33 lbs	14.5 lbs/ 14.5 lbs	15 lbs/ 14 lbs
Optional Kits	Riser card(s)	Riser card(s)	Riser card	Riser card



Model	SC811S-420/350/260	SC811i-420/350/260/250	SC811T-420/350	SC811T-250/260
Form Factor	1U	1U	1U	1U
CPU Support	Dual Xeon	Dual Xeon (SC811i-420/350), & single P4 (SC811i-250)	Dual Xeon & single P4	Single P4
Max. Mainboard Size	ATX 12" x 10"	ATX 12" x 10"	ATX 12" x 10"	ATX 12" x 10"
Expansion Slots	1	1	1	1
HD Bays	2 x 1" hotswap SCA	2 x 3.5" fixed	2 x 1" hotswap SATA	2 x 1" hotswap SATA
Front Side USB Ports/ COM Port	-	-	-	-
Floppy/ CD-ROM	Option/ Option	Option/ Option	Option/ Option	Option/ Option
Power Supply	420W / 350W / 260W	420W / 350W / 260W / 250W	420/ 350W	250W
Cooling System	2 x 10cm blowers	2 x 10cm blowers	2 x 10cm blowers	2 x 10cm blowers
Dimensions (W xHxD)	16.8" x 1.7" x 22.6"	16.8" x 1.7" x 22.6"	16.8" x 1.7" x 22.6"	16.8" x 1.7" x 22.6"
Gross Weight	28 lbs/ 28 lbs/ 28 lbs	28 lbs/ 28 lbs/ 28 lbs	28 lbs/ 28 lbs	28 lbs/ 28 lbs
Optional Kits	Floppy, slim CD-ROM, riser card	Floppy, slim CD-ROM, riser card	Floppy, slim CD-ROM, riser card	Floppy, slim CD-ROM, riser card



Model	SC823S/T-R500RC	SC823i-R500RC	SC823S/T-550LP	SC823i-550LP
Form Factor	2U	2U	2U	2U
CPU Support	Dual Xeon	Dual Xeon	Dual Xeon	Dual Xeon
Max. Mainboard Size	ATX 12" x 13"	ATX 12" x 13"	ATX 12" x 13"	ATX 12" x 13"
Expansion Slots	3	3	7 low-profile	7 low-profile
HD Bays	SC823S-R500RC: 6 x 1" hotswap SCA SC823T-R500RC: 6 x 1" hotswap SATA	6 x 3.5" fixed	SC823S-550LP: 6 x 1" hotswap SCA SC823T-550LP: 6 x 1" hotswap SATA	6 x 3.5" fixed
Drive Bays	1 x 5.25"	1 x 5.25"	1 x 5.25"	1 x 5.25"
Floppy/ CD-ROM	Yes/ Yes	Yes/ Yes	Yes/ Option	Yes/ Option
Power Supply	Redundant 500W w/I <sup>2</sup> C builtin	Redundant 500W w/I <sup>2</sup> C builtin	550W	550W
Cooling System	4 hotplug redundant cooling fans	4 hotplug redundant cooling fans	4 hotplug redundant cooling fans	4 hotplug redundant cooling fans
Dimensions (W xHxD)	16.8" x 3.5" x 25.6"	16.8" x 3.5" x 25.6"	16.8" x 3.5" x 25.6"	16.8" x 3.5" x 25.6"
Gross Weight	54 lbs	52 lbs	50 lbs	50 lbs
Optional Kits	7 low-profile card expansion kit	7 low-profile card expansion kit	Slim CD-ROM, riser card expansion kit	Slim CD-ROM, riser card expansion kit



Model	SC823S/T-R500LP	SC822T-550LP/S-400LP	SC822T-R500RC/R-400RC	SC822i-400RC/300LP
Form Factor	2U	2U	2U	2U
CPU Support	Dual Xeon	Dual Xeon	Dual Xeon	Dual Xeon & single P4
Max. Mainboard Size	ATX 12" x 13"	ATX 12" x 13"	ATX 12" x 13"	ATX 12" x 13"
Expansion Slots	7 low-profile	7 low-profile	3	3/7 low-profile
HD Bays	SC823S-R500LP: 6 x 1" hotswap SCA SC823T-R500LP: 6 x 1" hotswap SATA	SC822T-550LP: 6 x 1" hotswap SATA SC822S-400LP: 6 x 1" hotswap SCA	SC822T-R500RC: 6 x 1" hotswap SATA SC822R-400RC: 6 x 1" hotswap SCA	6 x 3.5" fixed
Drive Bays	1 x 5.25"	1 x 5.25"	1 x 5.25"	1 x 5.25"
Floppy/ CD-ROM	Yes/ Yes	Yes/ Option	Yes/ Yes	Yes/ Option
Power Supply	Redundant 500W w/I <sup>2</sup> C builtin	550W / 400W	Redundant 500W w/I <sup>2</sup> C builtin / Redundant 400W	400W / 300W
Cooling System	4 hotplug redundant cooling fans	4 hotplug redundant cooling fans	4 hotplug redundant cooling fans	4 hotplug redundant cooling fans
Dimensions (W xHxD)	16.8" x 3.5" x 25.6"	16.8" x 3.5" x 25.6"	16.8" x 3.5" x 25.6"	16.8" x 3.5" x 25.6"
Gross Weight	54 lbs	49 lbs/ 48 lbs	53 lbs/ 52 lbs	49 lbs/ 47 lbs
Optional Kits	Riser card expansion kit	Slim CD-ROM, riser card expansion kit	7 low-profile card expansion kit	Slim CD-ROM, 7 low-profile card or riser card expansion kit



Model	SC832S/T-R760	SC832S/T-550	SC833S/T-R760	SC833S/T-550
Form Factor	3U	3U	3U	3U
CPU Support	Dual Xeon & single P4	Dual Xeon & single P4	Dual Xeon & single P4	Dual Xeon & single P4
Max. Mainboard Size	ATX 12" x 13"	ATX 12" x 13"	ATX 12" x 13"	ATX 12" x 13"
Expansion Slots	6	6	6	6
HD Bays/Drive Bays	SC832S-R760: 8 x 1" hot-swap SCA (SAF-TE compliant)/ 2 x 5.25" SC832T-R760: 8 x 1" hot-swap SATA/ 2 x 5.25"	SC832S-550: 8 x 1" hot-swap SCA (SAF-TE compliant)/ 2 x 5.25" SC832T-550: 8 x 1" hot-swap SATA/ 2 x 5.25"	SC833S-R760: 8 x 1" hot-swap SCA (SAF-TE compliant)/ 2 x 5.25" SC833T-R760: 8 x 1" hot-swap SATA/ 2 x 5.25"	SC833S-550: 8 x 1" hot-swap SCA (SAF-TE compliant)/ 2 x 5.25" SC833T-550: 8 x 1" hot-swap SATA/ 2 x 5.25"
Floppy/CD-ROM	Yes/option	Yes/option	Yes/option	Yes/option
Power Supply	Triple redundant hotswap 760W + 380W w/I <sup>2</sup> C builtin & w/ fan speed control	550W	Triple redundant hotswap 760W + 380W w/I <sup>2</sup> C builtin & w/ fan speed control	550W
Cooling System	4 x 9cm hot-swap cooling fans	4 x 9cm hot-swap cooling fans	4 x 9cm hot-swap cooling fans* <sup>3</sup> ; 2 x 8cm exhaust fans* <sup>3</sup> & air shroud	4 x 9cm hot-swap cooling fans* <sup>3</sup> ; 2 x 8cm exhaust fans* <sup>3</sup> & air shroud
Dimensions (WxHxD)	17.7" x 5.2" x 25.5"	17.7" x 5.2" x 25.5"	17.7" x 5.2" x 25.5"	17.7" x 5.2" x 25.5"
Gross Weight	70 lbs	67 lbs	72 lbs	67 lbs
Optional Kits	Slim CD-ROM	Slim CD-ROM	Slim CD-ROM	Slim CD-ROM



Model	SC932S2/S1-R760	SC932T-R760	SC933S2/S1-R760	SC933T-R760
Form Factor	3U	3U	3U	3U
CPU Support	Dual Xeon	Dual Xeon	Dual Xeon	Dual Xeon
Max. Mainboard Size	ATX 12" x 13"	ATX 12" x 13"	ATX 12" x 13"	ATX 12" x 13"
Expansion Slots	6	6	6	6
HD Bays/Drive Bays	SC932S2-R760: 14 x 1" dual channel (7 + 7) hotswap SCA (SAF-TE compliant) SC932S1-R760: 14 x 1" hotswap SCA	15 x 1" hot-swap SATA	SC933S2-R760: 14 x 1" dual channel (7 + 7) hotswap SCA (SAF-TE compliant) SC933S1-R760: 14 x 1" hotswap SCA	15 x 1" hot-swap SATA
Special Peripheral	Front USB, COM port & 1 x 2.5" SATA hot-swap bay	N/A	Front USB, COM port & 1 x 2.5" SATA hot-swap bay	N/A
Power Supply	Triple redundant hotswap 760W + 380W w/I <sup>2</sup> C builtin & w/ fan speed control	Triple redundant hotswap 760W + 380W w/I <sup>2</sup> C builtin & w/ fan speed control	Triple redundant hotswap 760W + 380W w/I <sup>2</sup> C builtin & w/ fan speed control	Triple redundant hotswap 760W + 380W w/I <sup>2</sup> C builtin & w/ fan speed control
Cooling System	4 x 9cm hot-swap cooling fans	4 x 9cm hot-swap cooling fans	4 x 9cm hot-swap cooling fans* <sup>3</sup> ; 2 x 8cm exhaust fans* <sup>3</sup> & air shroud	4 x 9cm hot-swap cooling fans* <sup>3</sup> ; 2 x 8cm exhaust fans* <sup>3</sup> & air shroud
Dimensions (WxHxD)	17.7" x 5.2" x 25.5"	17.7" x 5.2" x 25.5"	17.7" x 5.2" x 25.5"	17.7" x 5.2" x 25.5"
Gross Weight	72 lbs	71 lbs	72 lbs	72 lbs

\*<sup>3</sup>100% Cooling Redundancy: System remains at 100% speed even with any one key fan failure.

**100% cooling redundancy**



**100% cooling redundancy**



Model	SC743S2/S1/T-R760	SC743i-R760	SC743S2/S1/T-650	SC743i-650
Form Factor	4U/ Tower	4U/ Tower	4U/ Tower	4U/ Tower
CPU Support	Dual Xeon	Dual Xeon	Dual Xeon	Dual Xeon
Max. Mainboard Size	ATX 12" x 13"	ATX 12" x 13"	ATX 12" x 13"	ATX 12" x 13"
Expansion Slots	7	7	7	7
HD Bays/ Drive Bays	SC743S2-R760: 8 x 1" dual-channel hotswap SCA (SAF-TE compliant)/ 3 x 5.25" SC743S1-R760: 8 x 1" hotswap SCA (SAF-TE compliant) / 3 x 5.25" SC743T-R760: 8 x 1" hotswap SATA/ 3 x 5.25"	8 x 3.5" fixed/ 3 x 5.25"	SC743S2-650: 8 x 1" dual-channel hotswap SCA (SAF-TE compliant)/ 3 x 5.25" SC743S1-650: 8 x 1" hotswap SCA (SAF-TE compliant) / 3 x 5.25" SC743T-650: 8 x 1" hotswap SATA/ 3 x 5.25"	8 x 3.5" fixed/ 3 x 5.25"
Front side USB ports/ Floppy	Yes/ Option	Yes/ Option	Yes/ Option	Yes/ Option
Power Supply	Triple-redundant hotswap w/ I <sup>2</sup> C 760W +380W w/ fan speed control	Triple-redundant hotswap w/ I <sup>2</sup> C 760W +380W w/ fan speed control	650W redundant cooling fans	650W redundant cooling fans
Cooling System	4 x 8cm hotswap cooling fans <sup>3</sup> ; 2 x 8cm exhaust fans <sup>3</sup> & air shroud	4 x 8cm hotswap cooling fans <sup>3</sup> ; 2 x 8cm exhaust fans <sup>3</sup> & air shroud	4 x 8cm hotswap cooling fans <sup>3</sup> ; 2 x 8cm exhaust fans <sup>3</sup> & air shroud	4 x 8cm hotswap cooling fans <sup>3</sup> ; 2 x 8cm exhaust fans <sup>3</sup> & air shroud
Dimensions (WxHxD)	17.2" x 7" x 25.5"	17.1" x 7" x 25.5"	17.1" x 7" x 25.5"	17.1" x 7" x 25.5"
Gross Weight	66 lbs/ 66 lbs	66 lbs	56 lbs/ 56 lbs	56 lbs
Optional Kits	Rackmount rail kit, Floppy	Rackmount rail kit, Floppy	Rackmount rail kit, Floppy	Rackmount rail kit, Floppy



Model	SC743S2/S1-645	SC743T-645	SC743i-645	SC743i-525/350 <sup>4</sup>
Form Factor	Tower/ 4U	Tower/ 4U	Tower/ 4U	Tower/ 4U
CPU Support	Dual Xeon	Dual Xeon	Dual Xeon	Dual Xeon
Max. Mainboard Size	ATX 12" x 13"	ATX 12" x 13"	ATX 12" x 13"	ATX 12" x 13"
Expansion Slots	7	7	7	7
HD Bays/ Drive Bays	SC743S2-645: 8 x 1" dual-channel hotswap SCA (SAF-TE compliant)/ 3 x 5.25" SC743S1-645: 8 x 1" hotswap SCA (SAF-TE compliant) / 3 x 5.25"	8 x 1" hotswap SATA/ 3 x 5.25"	8 x 3.5" fixed/ 3 x 5.25"	8 x 3.5" fixed/ 3 x 5.25"
Front side USB ports/ Floppy	Yes/ Option	Yes/ Option	Yes/ Option	Yes/ Option
Power Supply	645W w/ low-noise fan speed control	645W w/ low-noise fan speed control	645W w/ low-noise fan speed control	525W / 350W (OEM only)
Cooling System	4 x 4-wire Pulse Width Modulated (PWM) fans <sup>5</sup> & air shroud	4 x 4-wire Pulse Width Modulated (PWM) fans <sup>5</sup> & air shroud	4 x 4-wire Pulse Width Modulated (PWM) fans <sup>5</sup> & air shroud	SC743i-525: 4 x 4-wire Pulse Width Modulated (PWM) fans <sup>5</sup> & air shroud SC743i-350: 2 x 4-wire PWM fans <sup>5</sup>
Dimensions (WxHxD)	17.1" x 7" x 25.5"	17.1" x 7" x 25.5"	17.1" x 7" x 25.5"	17.1" x 7" x 25.5"
Gross Weight	55 lbs	55 lbs	55 lbs	55 lbs
Optional Kits	Rackmount rail kit, Floppy	Rackmount rail kit, Floppy	Rackmount rail kit, Floppy	Rackmount rail kit, Floppy

<sup>3</sup>100% Cooling Redundancy: System remains at 100% speed even with any one key fan failure.  
<sup>5</sup> Utilizing 4-wire Pulse Width Modulated (PWM) fans for extremely low-noise system operation.





Model	SC742S-600/500	SC742S-420/T-550	SC742i-450	SC742i-600/420/300
Form Factor	Tower/ 4U	Tower/ 4U	4U/ Tower	4U/ Tower
CPU Support	Dual Xeon & single P4	Dual Xeon & single P4	Dual Xeon & single P4	Dual Xeon (S742i-600/ 420) & P4
Max. Mainboard Size	ATX 12" x 13"	ATX 12" x 13"	ATX 12" x 13"	ATX 12" x 13"
Expansion Slots	7	7	7	7
HD Bays/ Drive Bays	SC742S600: 7 x 1" dual channel (3+4) hotswap SCA (SAF-TE compliant)/ 4 x 5.25" SC742S500: 7 x 1" hotswap SCA/ 4 x 5.25"	SC742S420: 7 x 1" hotswap SCA (SAF-TE compliant)/ 4 x 5.25" SC742T550: 7 x 1" hotswap SATA/ 4 x 5.25"	7 x 3.5" fixed/ 4 x 5.25"	7 x 3.5" fixed/ 4 x 5.25"
Front Side USB Ports	Option/ Option	Option/ Option	Yes	Option/ Option/ Option
Power Supply	Triple redundant hot-swap 600W + 300W/500W + 250W	SC742S420: 420W redundant cooling fan SC742T550: 550W w/ low noise thermal control redundant cooling fan	450W w/ low noise thermal control redundant cooling fan	Triple redundant 600W + 300W/ 420W redundant cooling fan/300W
Cooling System	2 x 9cm hot-swap cooling fans & 1 x 12cm exhaust fan	2 x 9cm hot-swap cooling fans & 1 x 12cm exhaust fan	1 x 9cm hot-swap low noise cooling fan & 1 x 12cm low noise exhaust fan	2/2/1 x 9cm hot-swap cooling fans & 1 x 12cm exhaust fan
Dimensions (WxHxD)	17.8" x 7" x 23.8"	17.8" x 7" x 23.8"	17.8" x 7" x 23.8"	17.8" x 7" x 23.8"
Gross Weight	56 lbs/ 56 lbs	49 lbs/ 56 lbs	49 lbs	54 lbs/ 49 lbs/ 45 lbs
Optional Kits	Rackmount rail kit, Front side USB kit, Floppy	Rackmount rail kit, Front side USB kit, Floppy	Rackmount rail kit, Floppy	Rackmount rail kit, Front side USB kit, Floppy



Model	SC942i-R760	SC942i-600/550	SC942S-600	SC862
Form Factor	4U/ Tower	4U/ Tower	Tower/ 4U	4U
CPU Support	Dual Xeon & single P4	Dual Xeon & single P4	Dual Xeon & single P4	Quad, Dual Xeon, PIII & single P4
Max. Mainboard Size	ATX 12" x 13"	ATX 12" x 13"	ATX 12" x 13"	ATX 16" x 13"
Expansion Slots	7	7	7	7
HD Bays/ Drive Bays	9 x 5.25"	9 x 5.25"	10 x 1" dual-channel (5+5) hotswap SCA (SAF-TE compliant)/ 3 x 5.25"	4 x 1" hot-swap SCA (SAF-TE compliant)
Front Side USB Ports	Yes	Yes/ Yes	Option	-
Floppy/CD-ROM	Option/ _	Option/ _	Option/ _	Yes/Yes
Power Supply	Triple-redundant hot-swap w/ i°C 760W +380W w/ fan speed control	SC942i550: 550W w/ low noise thermal control redundant cooling fan SC942i600: Triple redundant hotswap 600W + 300W	Triple redundant hot-swap 600W + 300W	Triple redundant hot-swap 700W + 350W
Cooling System	3 x 12cm hot-swap redundant cooling fans & 1 x 12cm heavy duty exhaust fan	3/2 x 12cm hot-swap redundant cooling fans & 1 x 12cm heavy duty exhaust fan (SC942i-600) or 1 x 12cm low noise fan (SC942i-550)	3 x 12cm hot-swap redundant cooling fans & 1 x 12cm heavy duty exhaust fan	4 hot-swap redundant cooling fans & 2 x 9cm exhaust fan (SC862)
Dimensions (WxHxD)	17.8" x 7" x 23.8"	17.8" x 7" x 23.8"	17.8" x 7" x 23.8"	17.5" x 7" x 26.2"
Gross Weight	66 lbs	56 lbs/ 50 lbs	64 lbs	75 lbs
Optional Kits	Rackmount rail kit, Mobile rack	Rackmount rail kit, Mobile rack	Rackmount rail kit, Front side USB kit	Rackmount rail kit



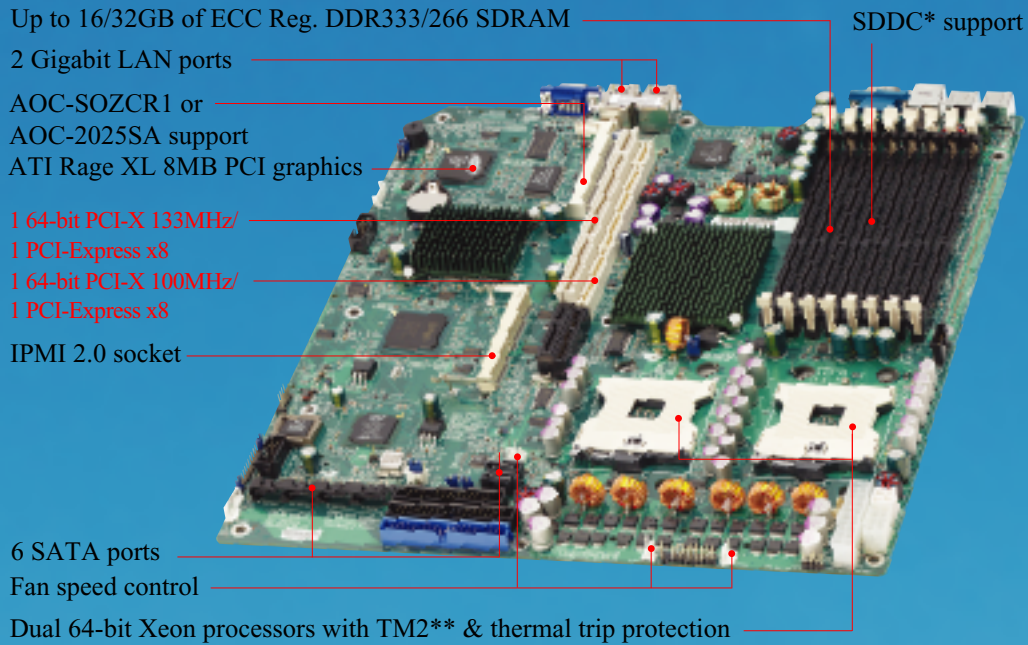
Model	SC733T/i-645	SC733T-450/350	SC733i-300/450	SC850P4
Form Factor	Tower (Workstation)	Tower (Workstation)	Tower (Workstation)	Server Tower
CPU Support	Dual Xeon, single P4	Dual Xeon (SC733i-450 only), single P4	Dual Xeon (SC733i-450 only), single P4	Quad, dual Xeon, PIII & Single
Max. Mainboard Size	ATX 12" x 13"	ATX 12" x 13"	ATX 12" x 13"	ATX/SWTX 17.9" x 13"
Expansion Slots	7	7	7	9
HD Bays	SC733T-645: 4 x 1" hotswap SATA SC733i-645: 4 x 3.5" fixed	4 x 1" hotswap SATA	4 x 3.5" fixed	10 x 1" hotswap SCA (SAF-TE compliant)
Drive Bays	2 x 5.25"	2 x 5.25"	2 x 5.25"	2 x 3.5" & 3 x 5.25"
Front Side USB/Floppy	Yes/ Yes	Yes/ Yes	Yes/ Yes	Option/Option
Power Supply	645W w/ low-noise fan speed control	SC733T-350: 350W SC733T-450: 450W w/ thermal control w/ low-noise redundant cooling fan	SC733i-300: 300W SC733i-450: 450W w/ thermal control w/ low-noise redundant cooling fan	Triple redundant hot-swap 700W + 350W
Cooling System	1 x 12cm & 1 x 9cm 4-wire Pulse Width Modulated (PWM) fans*5	1 x 12cm exhaust thermal fan & 1 x 9cm cooling thermal fan	1 x 12cm exhaust thermal fan & (SC733i-450 only) 1 x 9cm cooling thermal fan	4 pairs of hot-swap redundant cooling fans & 2 x 12cm exhaust fans
Dimensions (WxHxD)	7" x 17.6" x 20.9"	7" x 17.6" x 20.9"	7" x 17.6" x 20.9"	15" x 19.9" x 22.8"
Gross Weight	35 lbs/ 40 lbs	37 lbs/ 38 lbs	37 lbs/ 38 lbs	104 lbs
Optional Kits				Mobile Rack(s)

## SCSI and Serial ATA Mobile Racks




Model	CSE-M35S	CSE-M35T-1	CSE-M34S (CSE-031)	CSE-M34T
Occupancy	3 x 5.25" drive bays	3 x 5.25" drive bays	3 x 5.25" drive bays	3 x 5.25" drive bays
Capacity	5 x 1" hotswap SCA Ultra320/ 160 hard drives with SAF-TE builtin	5 x 1" Host Receptacle Connector, hotswap Serial ATA hard drives	4 x 1" hotswap SCA Ultra320/ 160 hard drives	4 x 1" Host Receptacle Connector, hotswap Serial ATA hard drives
Cooling Subsystem	9cm exhaust fan	9cm exhaust fan	9cm exhaust fan	9cm exhaust fan
System Monitoring	Fan fail detection LED and alarm	Fan fail detection LED and alarm	Fan fail detection LED and alarm	Fan fail detection LED and alarm
	Overheat LED indication alarm	Overheat LED indication alarm	Overheat LED indication alarm	Overheat LED indication alarm
	Drive fail alarm and indication	Drive activity LED	Builtin termination	Drive activity LED
	Builtin termination			
Dimensions (W x H x D)	5.8" x 5" x 9.7"	5.8" x 5" x 9.7"	5.8" x 5" x 9.05"	5.8" x 5" x 9.05"
Gross Weight	7.5 lbs	7.5 lbs	6.8 lbs	6.8 lbs

# 1U Lindenhurst Server Solutions



## SUPER X6DHR-TG



## SUPER SC813T-500

**SUPERMICRO**  
www.supermicro.com

Headquarters:  
Super Micro Computer, Inc.  
980 Rock Ave., San Jose, CA 95131 U.S.A.  
Tel: (408) 503-8000, Fax: (408) 503-8008  
E-mail: marketing@supermicro.com

European Branch:  
Super Micro Computer B.V.  
Het Sterrenbeeld 28, 5215 ML, 's-Hertogenbosh, The Netherlands  
Tel: +31-(0)73-640 0390, Fax: +31-(0)73-641 6525  
E-mail: sales@supermicro.nl