

PRODUCT INTRODUCTION

MG3681A

Digital Modulation Signal Generator

Firmware Update News

ANRITSU CORPORATION

Copyright © 2005 by ANRITSU CORPORATION

The contents of this manual shall not be disclosed in any way or reproduced in any media without the express written permission of Anritsu Corporation.

MG3681A Firmware Update News

MG3681A has released the new expansion units, software and the options for the function enhancement. In relation to it, a firmware is updated to perform each function.

The present document introduces the following contents of the firmware to the customers who already have MG3681A.

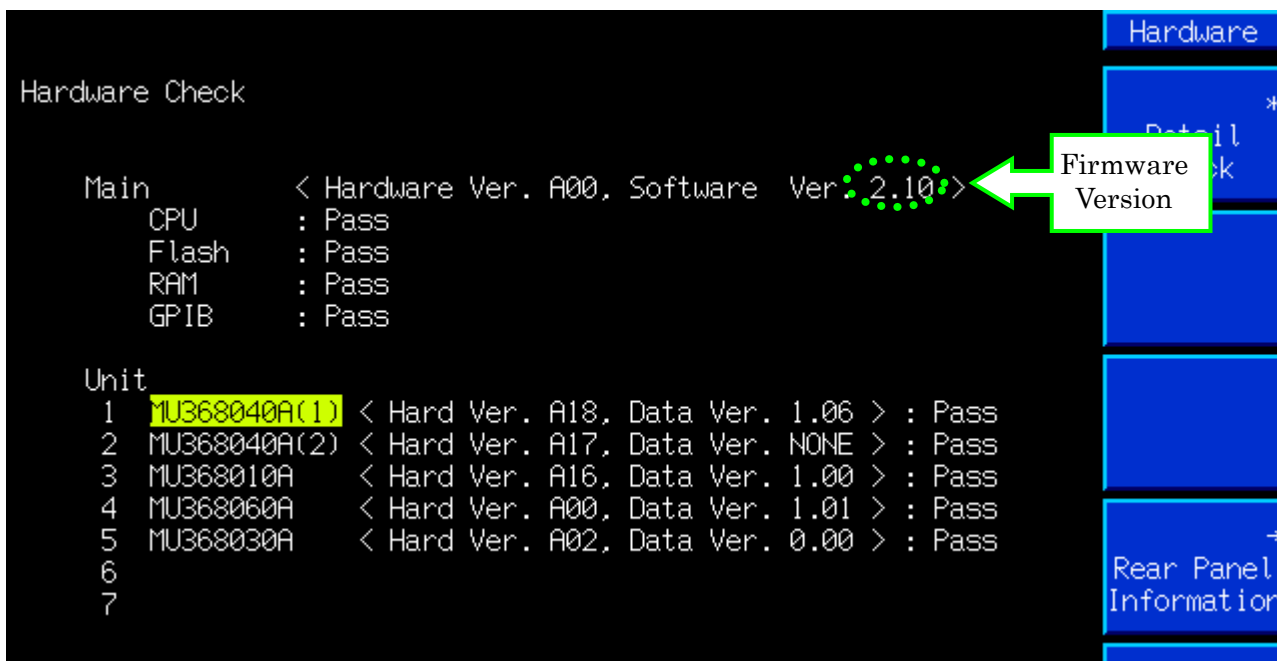
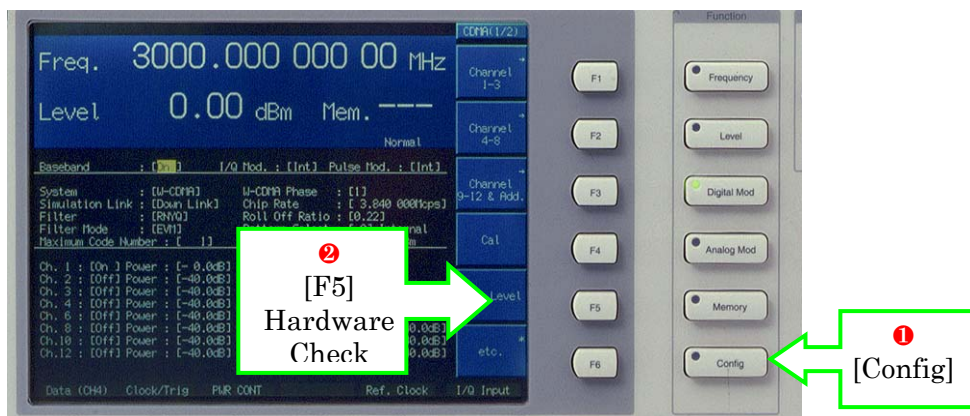
- Version-up History
- How to check Version
- How to upgrade

The latest version can perform all functions.

Version-up History

Version	Release (yyyy.mm.dd)	Contents
3.03	2005.1.11	Patch <ul style="list-style-type: none"> ● Modified to standardize Band pass Filter switching frequency tables in all firmware versions. This does not affect operations.
3.02	2003.10.15	Patch <ul style="list-style-type: none"> ● Reading/Writing error to SanDisk's CompactFlash 128MB
3.01	2003. 1.29	Expansion unit firmware improvement <ul style="list-style-type: none"> ● MU368060A AWGN Unit Added Ioc (AWGN/Bandwidth) level indicating: **.**. dBm Details: MU368060A Firmware Update News
2.10	2002. 1. 9	Option addition <ul style="list-style-type: none"> ● MG3681A-42 RF High Level Output
2.09	2001.10. 4	Expansion unit/ Software addition <ul style="list-style-type: none"> ● MU368030A Universal Modulation Unit ● MX368031A Device Test Signal Generation Software
2.08	2001. 7.31	Expansion unit addition <ul style="list-style-type: none"> ● MU368060A AWGN Unit
2.05	2001. 6. 4	Expansion unit/ Software addition <ul style="list-style-type: none"> ● MU368010A TDMA Modulation Unit ● MX368011A PDC Software ● MX368012A GSM Device Test Software ● MX368042A IS-95 Software
2.04	2001. 5.21	Upgrade CD-ROM for W-CDMA real-time signal generation

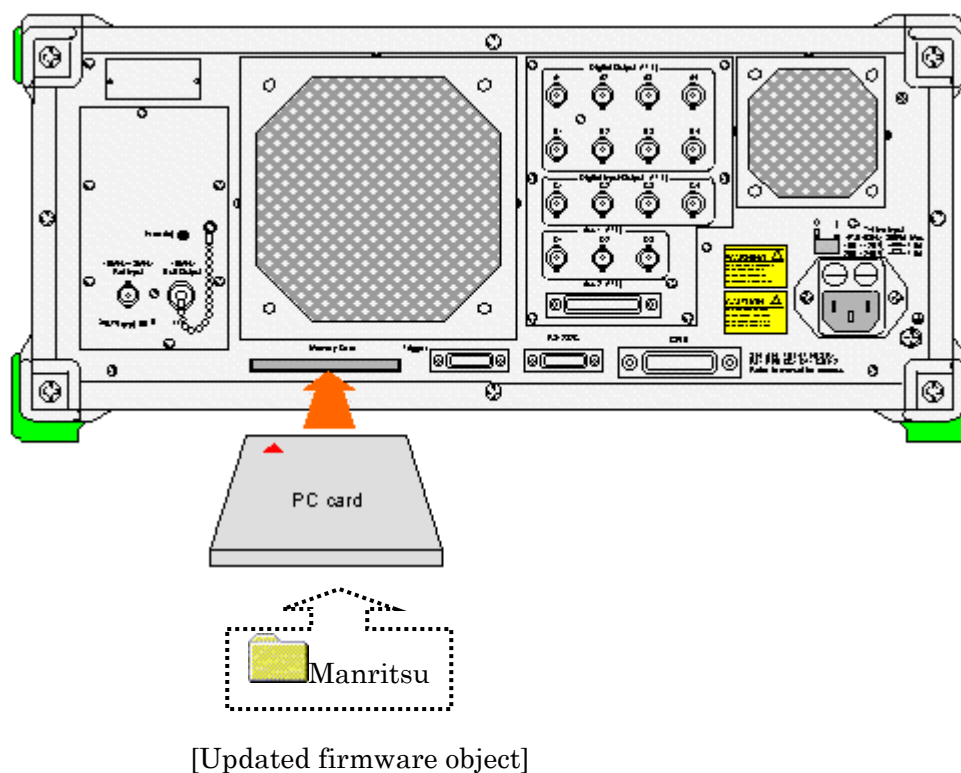
How to check Version



How to upgrade

Please consult with our sales staff about updated firmware object.

1. Please prepare clear PC memory card.
2. Please copy “Manritsu” folder to PC memory card.
3. Please power-off MG3681A.
4. Please insert PC memory card in [Memory Card] on the back panel of MG3681A.
5. Please power-on MG3681A.
6. It is upgraded in 1 to 2 minutes.



Anritsu

Specifications are subject to change without notice.

ANRITSU CORPORATION

1800 Onna, Atsugi-shi, Kanagawa, 243-8555 Japan
Phone: +81-46-223-1111
Fax: +81-46-296-1264

● U.S.A.

ANRITSU COMPANY

TX OFFICE SALES AND SERVICE

1155 East Collins Blvd., Richardson, TX 75081, U.S.A.
Toll Free: 1-800-ANRITSU (267-4878)
Phone: +1-972-644-1777
Fax: +1-972-644-3416

● Canada

ANRITSU ELECTRONICS LTD.

700 Silver Seven Road, Suite 120, Kanata,
ON K2V 1C3, Canada
Phone: +1-613-591-2003
Fax: +1-613-591-1006

● Brasil

ANRITSU ELETRÔNICA LTDA.

Praca Amadeu Amaral, 27 - 1 andar
01327-010 - Paraiso, Sao Paulo, Brazil
Phone: +55-11-3283-2511
Fax: +55-11-3886940

● U.K.

ANRITSU LTD.

200 Capability Green, Luton, Bedfordshire LU1 3LU, U.K.
Phone: +44-1582-433280
Fax: +44-1582-731303

● Germany

ANRITSU GmbH

Grafenberger Allee 54-56, 40237 Düsseldorf, Germany
Phone: +49-211-96855-0
Fax: +49-211-96855-55

● France

ANRITSU S.A.

9, Avenue du Québec Z.A. de Courtabœuf 91951 Les
Ulis Cedex, France
Phone: +33-1-60-92-15-50
Fax: +33-1-64-46-10-65

● Italy

ANRITSU S.p.A.

Via Elio Vittorini, 129, 00144 Roma EUR, Italy
Phone: +39-06-509-9711
Fax: +39-06-502-2425

● Sweden

ANRITSU AB

Borgafjordsgatan 13 164 40 Kista, Sweden
Phone: +46-853470700
Fax: +46-853470730

● Denmark

Anritsu AB Danmark

Korskildelund 6 DK - 2670 Greve, Denmark
Phone: +45-36915035
Fax: +45-43909371

● Singapore

ANRITSU PTE LTD.

10, Hoe Chiang Road #07-01/02, Keppel Towers,
Singapore 089315
Phone: +65-6282-2400
Fax: +65-6282-2533

● Hong Kong

ANRITSU COMPANY LTD.

Suite 923, 9/F., Chinachem Golden Plaza, 77 Mody
Road, Tsimshatsui East, Kowloon, Hong Kong, China
Phone: +852-2301-4980
Fax: +852-2301-3545

● P. R. China

ANRITSU COMPANY LTD.

Beijing Representative Office

Room 1515, Beijing Fortune Building, No. 5 North
Road, the East 3rd Ring Road, Chao-Yang District
Beijing 100004, P.R. China
Phone: +86-10-6590-9230

● Korea

ANRITSU CORPORATION

8F Hyun Juk Bldg. 832-41, Yeoksam-dong,
Kangnam-ku, Seoul, 135-080, Korea
Phone: +82-2-553-6603
Fax: +82-2-553-6604

● Australia

ANRITSU PTY LTD.

Unit 3/170 Forster Road Mt. Waverley, Victoria, 3149,
Australia
Phone: +61-3-9558-8177
Fax: +61-3-9558-8255

● Taiwan

ANRITSU COMPANY INC.

7F, No. 316, Sec. 1, NeiHu Rd., Taipei, Taiwan
Phone: +886-2-8751-1816
Fax: +886-2-8751-1817

050114